



www.jimten.com

news

DECEMBER 2015



SANITARY MACERATORS CONCEALED INSTALLATION



▶ CONCEALED INSTALLATION WITH SANITARY MACERATOR

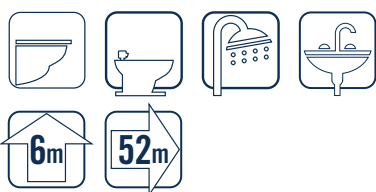


New range of sanitary macerators and concealed cisterns, adapted to the latest market trends, silent, compact, concealable and powerful. They allow the installation of wall-hung toilets.

Exclusive caset system. The only one allowing easy maintenance without removing the toilet.

New design of the pumping unit allowing up to 6 m in vertical pump with a compact design.

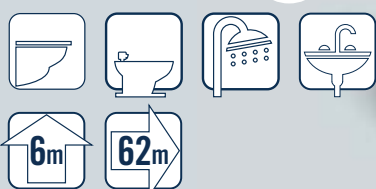
▶ WITH TEMPERED GLASS COVER



Model with 2 part frontal cover in tempered glass allow an easy caset register.

Available in 2 colours: black and white.

▶ SANITARY MACERATOR TO BE CONCEALED



Sanitary macerator equipped with a non-return valve. Vertical outlet in 32 mm. With easy maintenance caset system. 470 W motor. Pumps up to 6 m in height or 62 m in horizontal. Silent.

More information at:
ciclon.jimten.com



LINNUM 50 SHALLOW CHANNELS FOR TILED SHOWER TRAYS

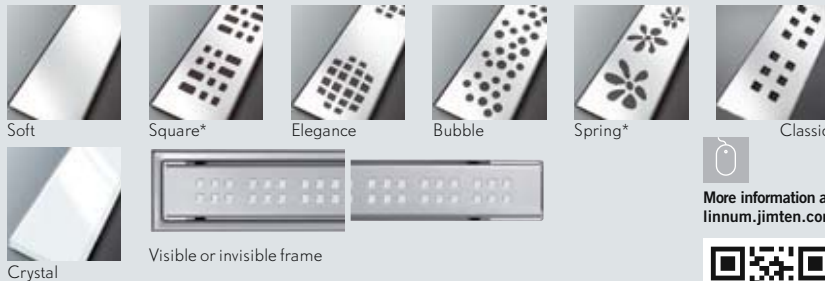
Linnum
Reduced height

LINNUM 50 REDUCED HEIGHT SERIES



Available in 4 lengths: 650, 750, 850 and 950 mm

This new product range allows the installation of a tiled shower tray with a single slope in installations with reduced space onto the building structure. Its new trap design allows a high flow rate, EN274 compliant.



Minimalist concept of an invisible frame compatible with the available grids. It allows a perfect integration with any design.

More information at:
linnum.jimten.com



LINNUM 50 REDUCED HEIGHT, WITH AIR VALVE



Our shallow drainage channel solution solves problems caused by shallow building structures while prevents water seal de-siphoning effect caused by hydraulic piston in the downpipe.

More information at:
www.jimten.com



EXTRA-FLAT SHOWER TRAY

Ø90 mm shower tray waste outlet

High flow rate to 72 l/min

Reduced height


3 outlet options

Anti-turn

Removable trap



Outlet with joint for non-adhesive smooth pipes, Ø40 mm



LIP JOINT

JUNTAFIX
LIP JOINT

JUNTAFIX
FLAT JOINT

S-579

Ø90 mm extra-flat shower tray waste outlet, reduced height, 30 mm removable trap, 3 points stainless steel flange. Without cover.

Adaptable to extra flat shower trays: synthetic and natural to finish with exterior grid (not supplied).

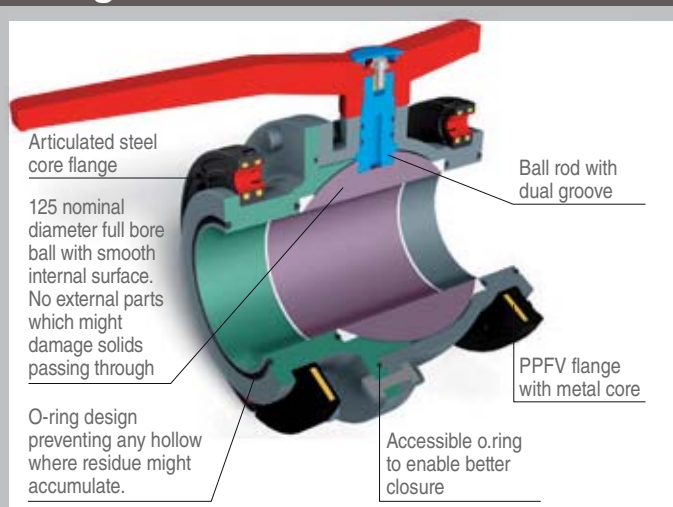
More information at:
www.jimten.com



FULL BORE 140 BALL VALVE



Smooth internal surface which prevents any damage on suspended solids while passing through the ball valve.



FULL SMOOTH BORE DESIGN

PN6 - 125 mn nominal diameter corresponding to a 140mm PVC, 4 atm nominal pressure pipe.

Application: Agriculture, irrigation, fish growth industry.



- Minimal loss of pressure charge.
- The ball maintains the full diameter bore of the pipe without stretches, preventing blockages, damages to solids passing through, these characteristics make it ideal for the agro-alimentary industry. (Wine and olives production, preserved food industries...)



More information at:
www.jimten.com



▶ WATER TANK THREADED FITTING



J-98

The **JIMTEN** threaded water tank range allows connecting standard PE water tanks to any element.

The NBR joints highly chemically resistant make them compatible with most of the applications.



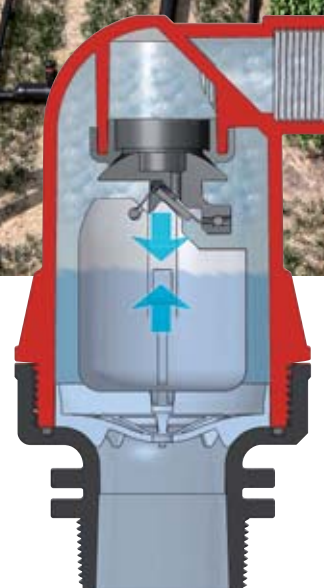
More information at:
www.jimten.com



(*) For greater security, if in doubt, contact our technical department for specific chemical resistance data.

▶ AIR ADMITTANCE VALVES

Base filter and shock absorber for air admittance valves



JIMTEN has perfected our double and triple effect air admittance valves with new technical solutions such as the integration of a base filter and a shock absorber to the floater system. It allows the system to work more effectively ensuring the hydraulic closing and preventing negative pressures in the network.



More information at:
www.jimten.com



Mod. X-294, X-295, 1½" y 2"

CAMALEON WITH DUAL SYSTEM

Advanced drainage systems

With DUAL dry trap system



New hair filter



New Square grid 100x100 mm

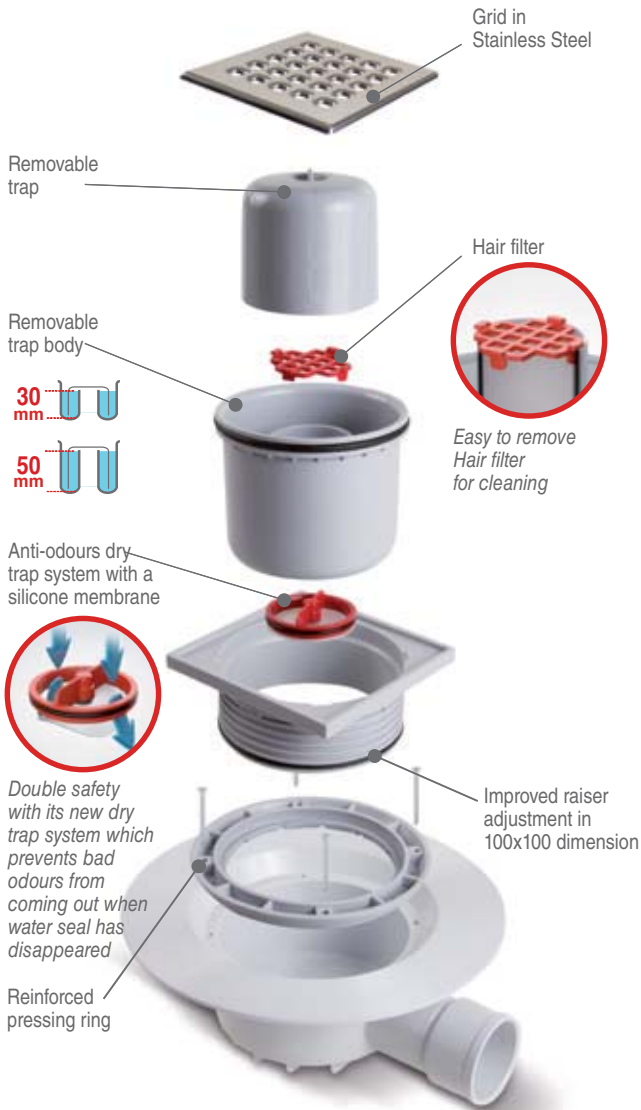


Image shown corresponds to S-429



New range equipped with a dry trap which prevents odours even when the water seal has disappeared.

camaleon®

100/120/150mm


The Camaleon floor gullies range for tiled showers now has a number of new options which further improve its performance. New Square grid in 100x100, hair filter and removable dry trap.



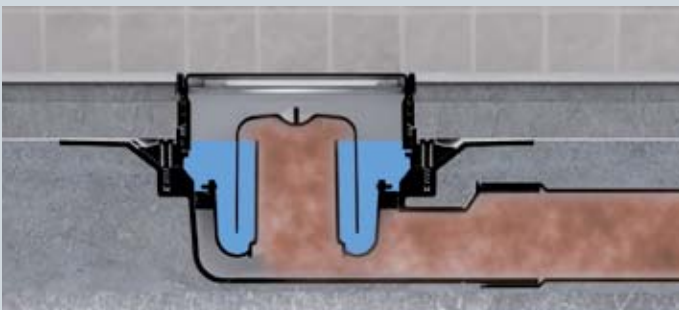
More information at: www.jimten.com




GRID OPTIONS



NEW DRY TRAP SYSTEM WHICH PREVENTS BAD ODOURS



Water drainage creates an hydraulic seal which prevents bad odours from the piping coming into the bathroom.



The valve prevents, even in case of hydraulic seal failure, bad odours from coming into the bathroom.

INEO CONCEALED CISTERNS



New INEO 80 concealed cisterns. Cable operated
For reduced size operating plates (18x18 cm)

Jimten presents its renewed concealed cisterns range with new important characteristics such as the reduced size designs for the operating plates, the new cable operated flush valve, and all the versions: reinforced, frame and light duty adapted to all the needs of installation.

The only one in the market with metal cable operated push plate

Water saving. Only with 4 or 2 liters per discharge. (high or low volume).

Compatible with the latest trends in operating plates design



More information at:
www.jimten.com



S-806 Frame

INEO 80 PLUS

Wall hung WC	ECO	13 dB(A) SILENT	6 L max. 8 L max. 10 L max. 13 L max. >13 L max.	4 L / 2 L	Clasificación Internacional Water consumption per flush
Width / height / depth 665 x 1185 x 95 mm					

Concealed cistern with frame for light or brick walls, thickness from 95 to 120 mm, with front light wall. Fully pre-assembled, 6 fastening points.

Includes fixing elements, height adjustment, anti-condensation insulation, double flush, fill-in valve, noise class I (according to DN-EN 14055, KIWA) Ø90 waste elbow, with cover. For small operating plates (not included), flexible cable operated, fast connection.



S-805 Reinforced

INEO 80 IN

Wall hung WC	ECO	13 dB(A) SILENT	6 L max. 8 L max. 10 L max. 13 L max. >13 L max.	4 L / 2 L	Clasificación Internacional Water consumption per flush
Width / height / depth 554 x 1006 x 80 mm					

Reinforced concealed for brick wall installation, 6 fastening points. Fully pre-assembled,

Includes fixing elements, height adjustment, anti-condensation insulation, double flush, fill-in valve, noise class I (according to DN-EN 14055, KIWA) Ø90 waste elbow, with cover. For small operating plates (not included), flexible cable operated, fast connection.



S-800 Light duty

INEO 80

Wall hung WC	ECO	13 dB(A) SILENT	6 L max. 8 L max. 10 L max. 13 L max. >13 L max.	4 L / 2 L	Clasificación Internacional Water consumption per flush
Width / height / depth 580 x 800-902 x 80 mm					

Light concealed cisterns for brick wall installation, standing toilets. 4 fastening points. Fully pre-assembled.

Includes fixing elements, height adjustment, anti-condensation insulation, double flush, fill-in valve, noise class I (according to DN-EN 14055, KIWA) Ø90 waste elbow, with cover. For small operating plates (not included), flexible cable operated, fast connection.

Cable operated operating plates. Check the complete range in www.jimten.com



S-701



S-706



S-719




S-727



S-724

ELECTRONICAL



S-722



S-710

JIMTEN EXHIBITIONS 2016

JIMTEN will attend to the most representative European exhibitions. If you cannot attend those, you can find out our latest novelties in our Youtube channel.



EXHIBITION	PLACE	DATES
aquATHERM	Moscow (Russian)	February, 2nd-5th
mostra convegno expocomfort	Milan (Italy)	March, 15th-18th
 eima INNOVATIONE	Bologna (Italy)	November, 9th-13th
EXPO AGRO ALIMENTARIA	Irapuato (Mexico)	November, 12th-15th

Follow us in **YouTube** : www.youtube.com/user/jimtenmarketing

jimten, s/a

Ctra. de Ocaña, 125. C.P. 03114
P.O. Box 5285. C.P. 03080
[t] +34 965 109 044
[f] +34 965 115 082
Alicante (Spain)
www.jimten.com



INTERNATIONAL DIRECT LINE
[t] +34 965 108 053
[e] international@jimten.com

